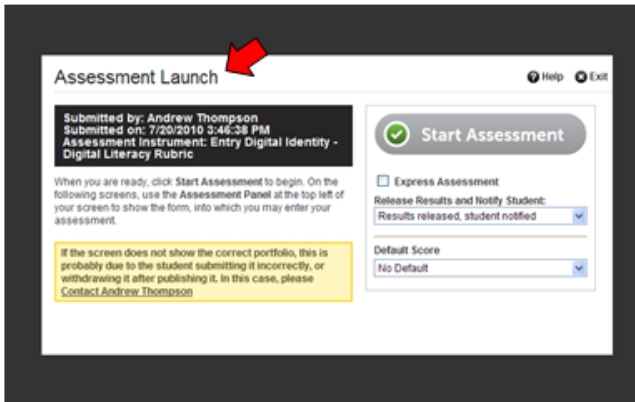
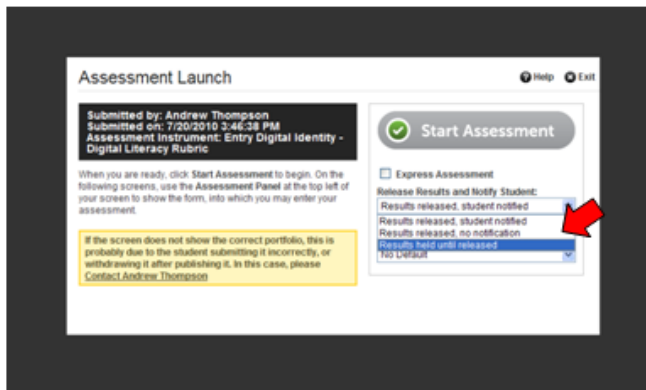


## Hiding Scores for Later Release



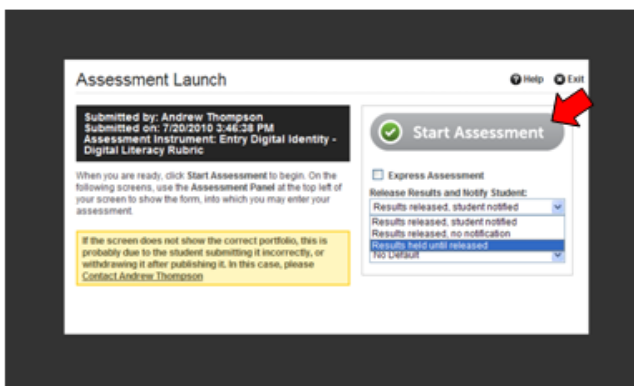
You can hide scores from students in order to release them at a later time. On the 'Assessment Launch' screen, [1]

Figure 1. 'Assessment Launch' screen



...select the 'Hold Results Until Released' option. [2]

Figure 2. Select Option



You may complete the assessment using either Regular or Express Assessment. Click 'Start Assessment'. [3]

Figure 3. Start Assessment

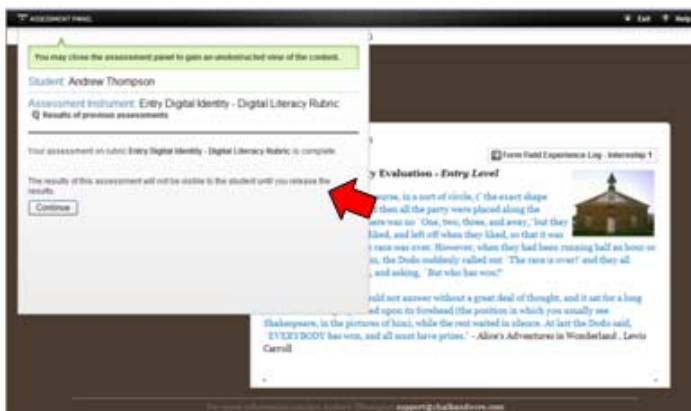


Figure 4. Summary screen

When you have completed the assessment, you will arrive at the summary screen. A message will indicate that the score will not be released to the student until you release it. [4]

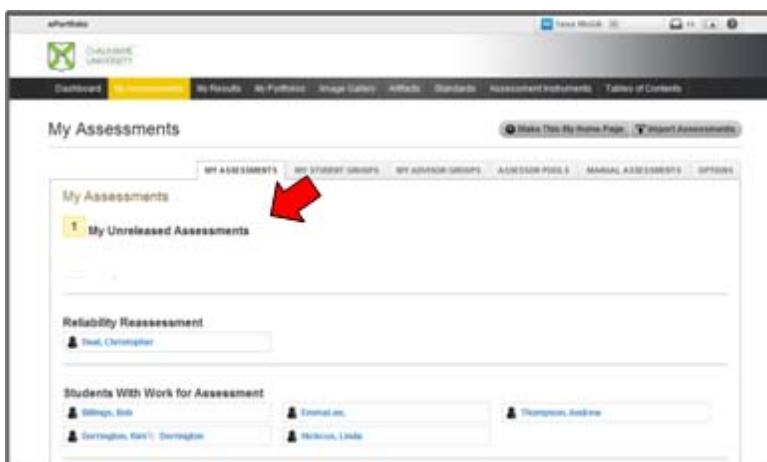


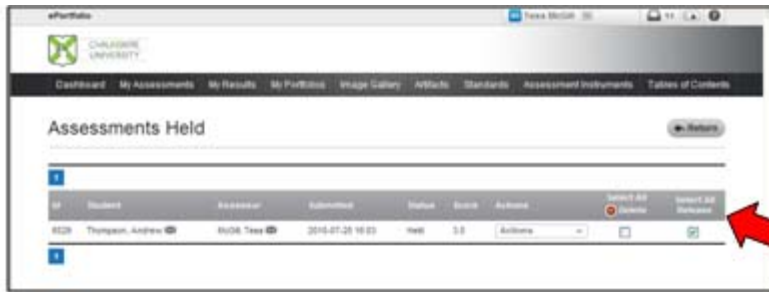
Figure 5. 'My Unreleased Assessments'

On the 'My Assessments' screen you will see a new heading called 'My Unreleased Assessments'. Click the number in the box to the left of the heading [5]



Figure 6. Your Unreleased Assessments

...to view a list of your unreleased assessments. [6]



Release the scores by marking the checkboxes to the right of the assessment record and clicking the 'Release' link. [7]

Figure 7. Release Scores